

Online application user guide 2023

Application deadline: 10.00, Friday 1 September 2023

MAYOR OF LONDON



Introduction to this user guide

This guide takes you through the process of registration, logging in, site navigation, and completing and submitting your application. It should be read alongside other guidance documents including the application guidelines and the [model application](#).

You apply through a web portal called Blackboard Grantmaking (BBGM). This portal helps you to manage your application by providing a dashboard where you can view the status of your application and any supporting documents all in one place.

You will be able to save and come back as many times as you like to your application form before you submit it, and you can receive updates on the status of your application. BBGM will also allow us to provide you with support throughout the process.

1. Registration

To apply online, you do so through the [WCGL website](#). Navigate to the 'How to apply tab' under 'Applying' and follow the steps.

You will go through an eligibility checker to ensure your application is eligible, and then you will be asked to enter your email address and a password to create your account. A verification email will be sent to you once you have completed your registration. Please check that you have received this before starting your application and make sure you check your junk/spam folder.

To ensure that you receive all correspondence relating to your application, please save the following email address within your contacts: mail@grantapplication.com. Otherwise some important emails may go to your junk/spam folder.

2. Logging in

Once registered, you can log in to your dashboard area by clicking on the link provided in your verification email. You will be asked to enter your email address and password. If you have forgotten your login information you can reset your password by clicking on the 'Forgot your password?' link. Once logged in, you will be able to access your dashboard where you will find your in progress application.

3. Dashboard

Your dashboard will display your application that you have started, and any that are in progress (on that basis that you may have applied for other grants through Groundwork). The image below is an example of what you will see once you have logged into your account.




To access an application that you have worked on previously, select 'In progress applications' from the drop-down menu on the right-hand side of the page. You can also see submitted applications using this drop-down menu.

Applications

You may access your In Progress or Submitted Applications by selecting "In Progress" or Submitted Applications" options from the "Show" drop-down box on the right hand side of this page.

You can then click on the link that should appear just below the green header to complete or view the appropriate form.

Show ▾

| Application Name | Project Title | Requested | ID | Last Updated | My Role | Action |
|--|---------------|-----------|-------|--------------|---------|---|
| TfL Walking and Cycling Grants London Application Form | | | 20234 | 16/07/2019 | Owner |    |

4. Applying online

The online application form has eight sections:

1. Applicant details
2. Project description
3. Participants and recruitment
4. Project plan and calendar
5. Grant budget breakdown
6. Data protection
7. Declaration
8. Review my application/Submission



Walking and Cycling Grants London Application Form 2023

Walking & Cycling Grants London (WCGL) is a grants programme funded by Transport for London in partnership with The London Marathon Foundation and administered by Groundwork London. The programme is aimed at groups that are traditionally under-represented in walking or cycling (through income, health, ability, skills and access to information or equipment).

Completing this Form:

Please complete and submit this application form if you are wishing to apply for funds from the Walking and Cycling Grants London. Please ensure you read the **Application guidelines** and the **Guide to planning your project** before completing this application form. These documents contain key information on both completing this application form and developing your walking/cycling project. It is also strongly recommended that you read the **Model application form**.

Your application may be rejected if you do not provide all the information required for us to make an assessment. Your application form will be assessed, and if your organisation and project are eligible for funding it will be shortlisted to be reviewed at a grants panel meeting, where a panel of individuals will decide whether to fund your project.

Before completing your application form, please make sure you are able to meet the following requirements:

You should complete each section in this order, moving onto the next section once you have completed and saved the previous one. You can browse through all sections to see all the questions at any time.

At the end of each section, you will see the 'Save and finish later' and 'Next' buttons. Clicking the 'Next' button will save any information you've entered and allow you to move onto the next section.

To save your application and come back to it later, click the 'Save & finish later' button. This will take you out of the form and back into your account page.

If you select the 'Exit' button at the top right-hand corner of the page you will be logged out of your account and taken to Groundwork London's landing page. If this

happens, you will need to log back into your account to complete your application.

You can do this via this link:
https://www.grantrequest.co.uk/SID_123?SA=AM

Always click the 'Save and finish later' button before hitting the 'Exit' button to avoid losing your work.

You can edit your responses in any completed sections by re-entering the details and saving the section again. Once you complete the 'Declaration' section (part 7) and all the questions marked with a red asterisk (*), you can review your answers before submitting the form. Once submitted, your application can no longer be edited.

Once you have submitted your application its status will be changed to 'Submitted'. You can

log in to your account and view this application within your dashboard at any time, under 'Submitted applications'.

5. Help

Guidance and supporting documents are available to download from the [Resources page](#) on the website. We advise that you review these before starting your application, especially the application guidelines, and the guide to planning your project.

For some questions, additional explanations are provided. Click on the 'question mark (?)' button beside the question to see further information on the response required. It is advisable to read all the question hints for a better understanding of the questions.

If you need further guidance, email us on wcgl@groundwork.org.uk or call 0207 239 1286.

6. Logging out

To log out of your session, either click on 'Save and finish later' or on the 'Exit' button on the top right corner of the website. But remember - **your application won't be saved unless you click 'Save and finish later'** button before you exit.

Please note that if your session has been inactive for a period of 90 minutes or more you will be logged out automatically. It is advisable to save your application regularly to avoid losing any completed sections.

The deadline to submit your application is 10.00, Friday 1 September 2023.